

# FOREST QUILTING


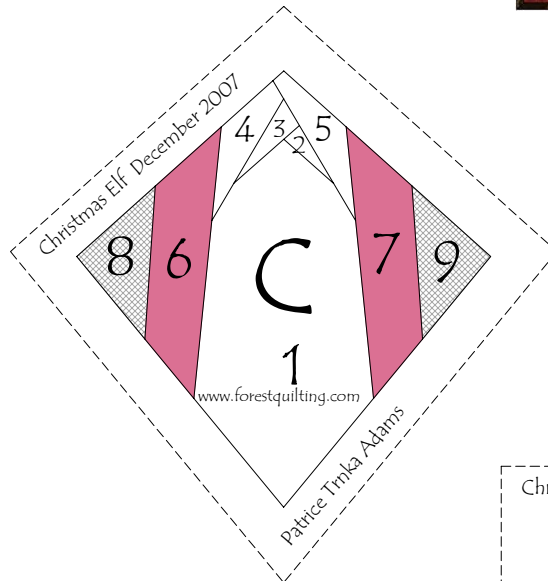
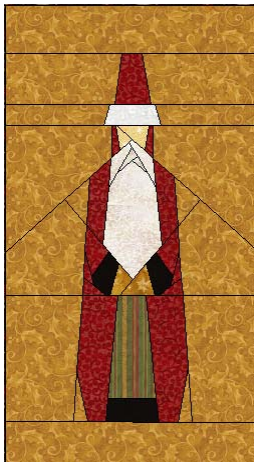
www.forestquilting.com

## CHRISTMAS ELF

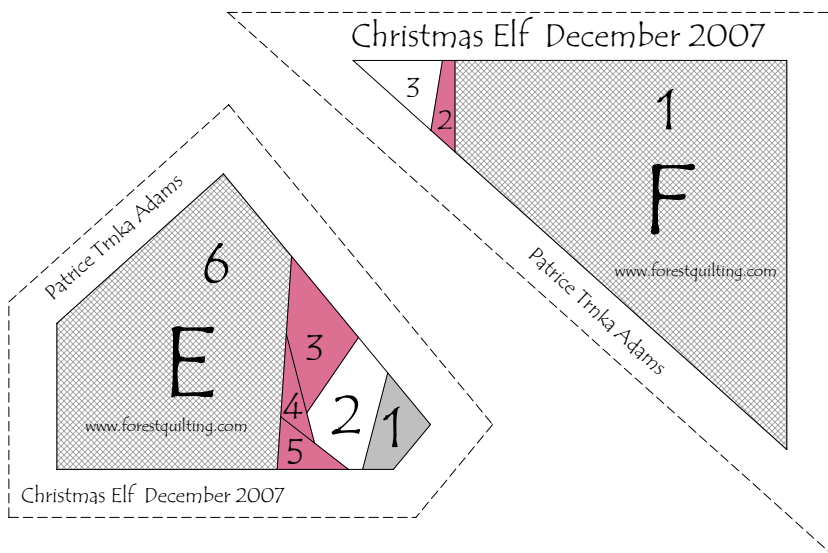
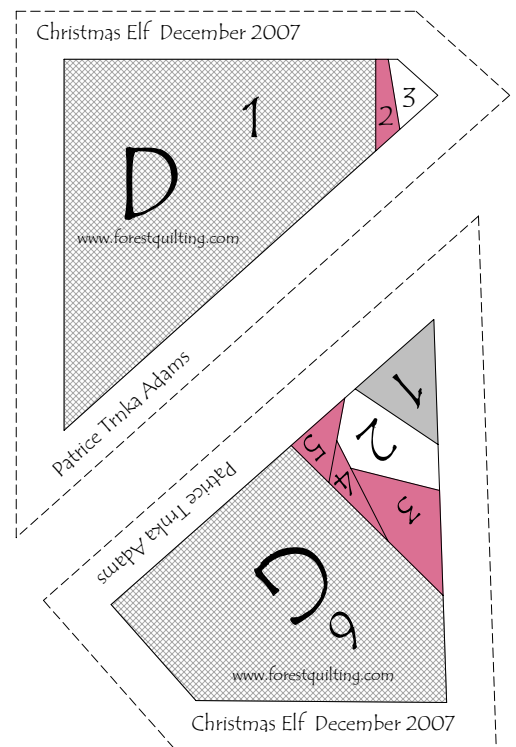
December 2007

Patrice Trnka Adams

Block size = 4 inches x 7.25 inches



Christmas Elf  
17 x 23.5 inch wallhanging  
4 x 7.25 inch blocks  
Inside border = .5 inch  
Outside border = 3.5 inches  
Binding = .25 inch



# FOREST QUILTING



www.forestquilting.com

## CHRISTMAS ELF

December 2007

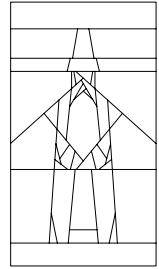
Patrice Trnka Adams

Block size = 4 inches x 7.25 inches

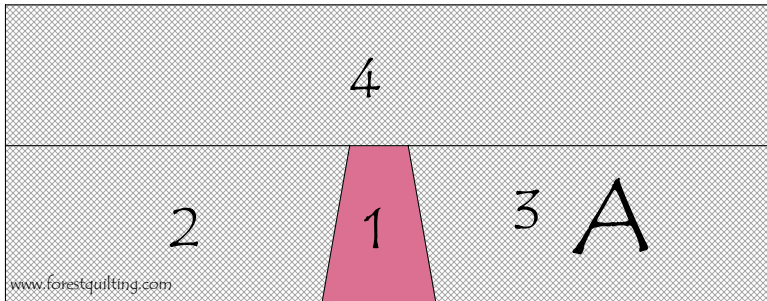


4 x 7.25 inch block  
SEWING INSTRUCTIONS

1. Sew C to E
2. Sew D to CE.
3. Sew G to CDE
4. Sew F to CDEG
5. Sew B to CDEFG
6. Sew A to BCDEFG
7. Sew H to ABCDEFG

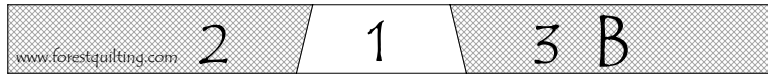


Christmas Elf December 2007



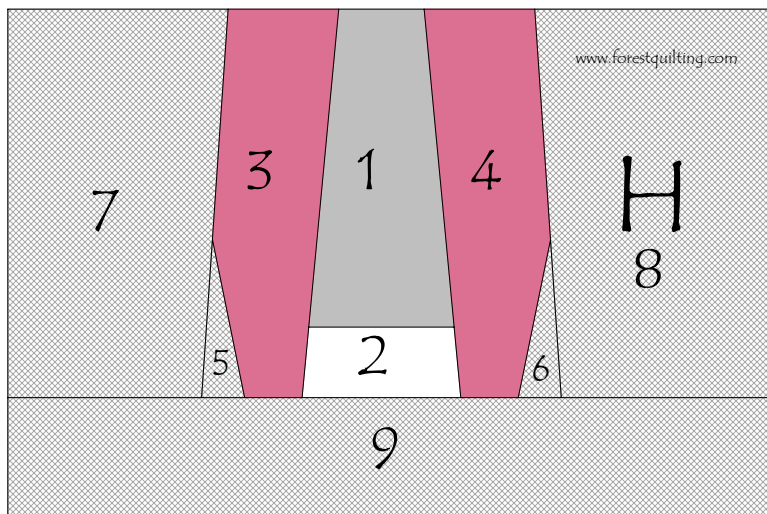
Patrice Trnka Adams

Christmas Elf December 2007



Patrice Trnka Adams

Christmas Elf December 2007



Patrice Trnka Adams